

Work package	4	Strengthening effects of fortified heritage for urban, rural, cultural and social development
Activity	4.4	Durability, distribution and implementation of knowledge progress
Output	4.4.3	Implementation of Trans-national Information System CE Fortified Heritage
Responsible Project partner		Province of Verona

Implementation of Transnational Information System (TIS) CE Fortified Heritage

Transnational Information System (TIS)

The purpose of the Trans-national Information System (TIS) as described by the FORTE CULTURA - Project:

Electronic background storage, archive, register and collection of basic information about fortresses for improved inventory and documentation of fortresses and fortifications

Therefore the official aim is to collect Information about all participating fortresses and fortifications on location, history and cultural values etc.

An adequate system and user interface was created through Humboldt-University and a free programmer.

The software is located at a specific webserver, administrated Humboldt University at Berlin and the programmer

The general access is through the website: tis.forte-cultura.eu

The access is organised through registration, in Person: Mr. Veikko Junghans, (veikko.junghans@cms.hu-berlin.de)

The use of latest Firefox-Browser and Acrobat-Reader is recommended.

Recommended formats of data

In general the developed database supports most document formats, but it is recommended to use proprietary data-formats, such as: pdf, jpeg and doc files.

Nevertheless all most formats are supported and can be stored.

Quality aspects of data are recommended:

- Only good Pictures which show interesting aspects should be uploaded, in original size of camera, but they could be edited if necessary (min. 600dpi)
- Documents if not subject to change by different partners should always be uploaded as PDF-files(300 dpi recommended for text files, 600dpi with pictures)

Structure of Information in TIS

TIS will provide quality information about fortresses for their further utilizations and cultural use. Therefore certain information of each fortress are required:

- General information including Name, Location and Situation
- Historic information as in Inventories of all Objects of Fortress
- Information about Reconstruction and Architecture
- Nowadays information of realized and possible utilisation
- Information about Fortresses as part of Baltic Fort Route

This leads to five major categories in the system of TIS:

- Collection - Documents, Maps, Bibliography, Location, Pictures, etc.
- Database of Experts – People, NGO's or others who are involved for later co-operation and advice
- Project-Management - internal Use and Coordination of Activity and Data
- TIS History
- TIS Nature management
- TIS Reconstruction

The "Collection" of objects such as pictures and bibliographies and so on will be used for all objects. To avoid redundancy of data, this category is set on top and will be used with advanced search in connection with TIS-categories.

For an object-based-database the creation of objects will be necessary. Consequently the information about the fortress has to be gathered and designed. The best way to do so, is to use a common layout, which is used in the websites and all other documents of FORTE CULTURA (corporate identity).

Coordinators and TIS-Steering-Committee will create this general design:

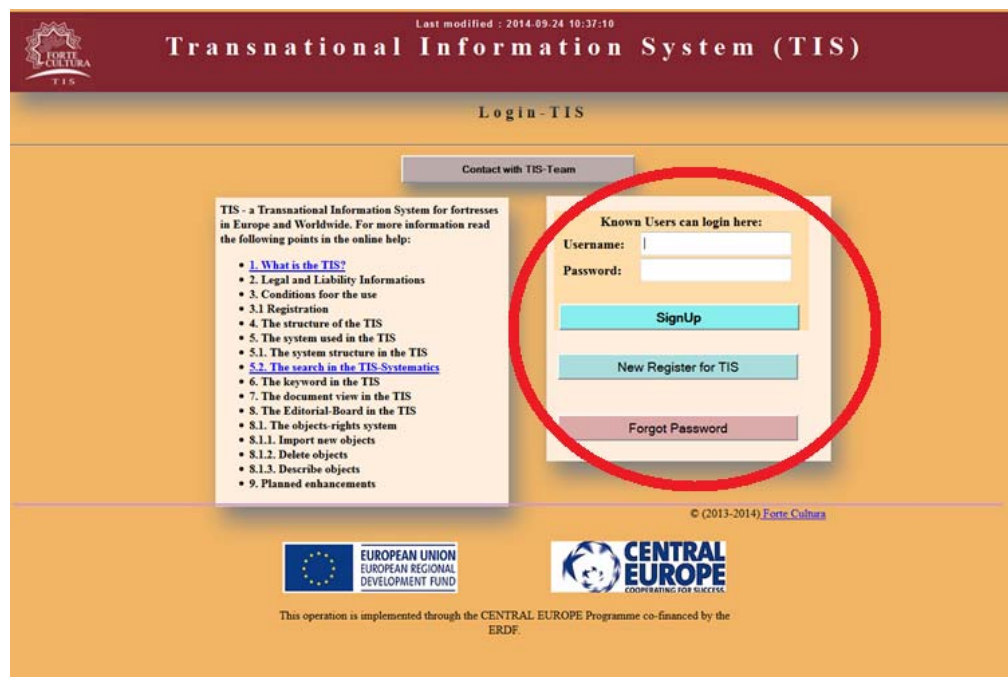
- General Information: Fortress-Portrait
- History Information: complete Inventory
- Information about Reconstruction and Architecture: Status analysis, Planning of Restoration, Execution of Restoration, Documentation including technical & cost information

Additional objects without common design are:

- Pictures, Films and Plans etc. (Resource for Inventory, Presentations, Websites, Travel-Exhibition, local, regional or international Advertisements, etc.)
- Scanned Pages of Bibliography (Monograph-Titles, Periodicals, Papers used in Inventory, Reconstruction or Utilizations, Historic Documents, etc.)
- Database of Experts (Experts included in Inventory, Reconstruction and Utilisation for later Advise and Cooperation, etc.)

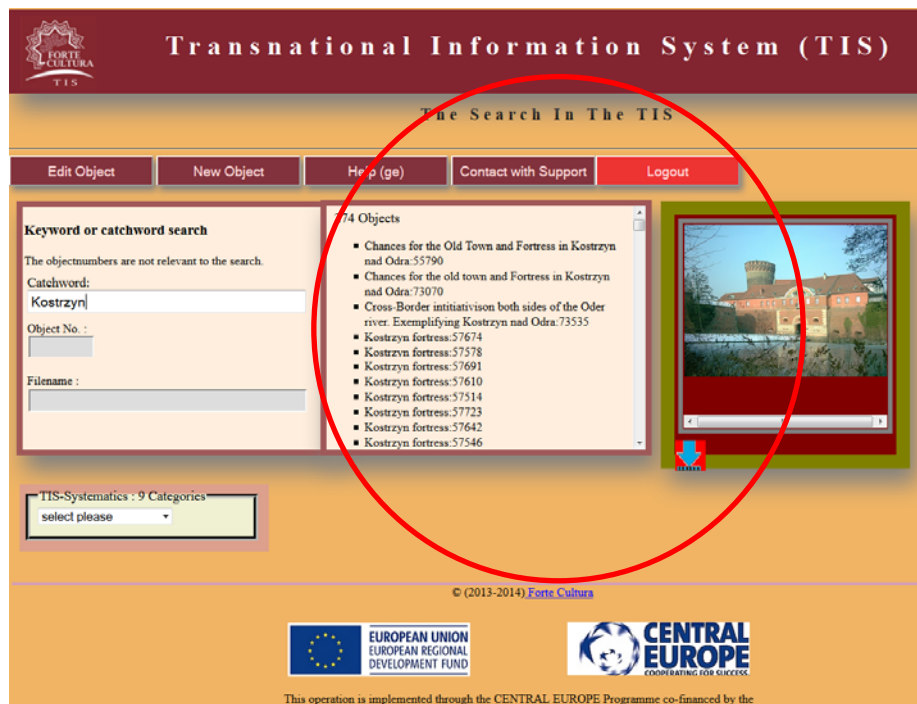
How to TIS! - Handbook

1. Website – URL: tis.forte-cultura.eu



- German or English Homepage
- Login through registration with Veikko Junghans (veikko.junghans@cms.hu-berlin.de)
- Specific preview, upload- and download-rights, if demanded
- Free search of information, for unregistered

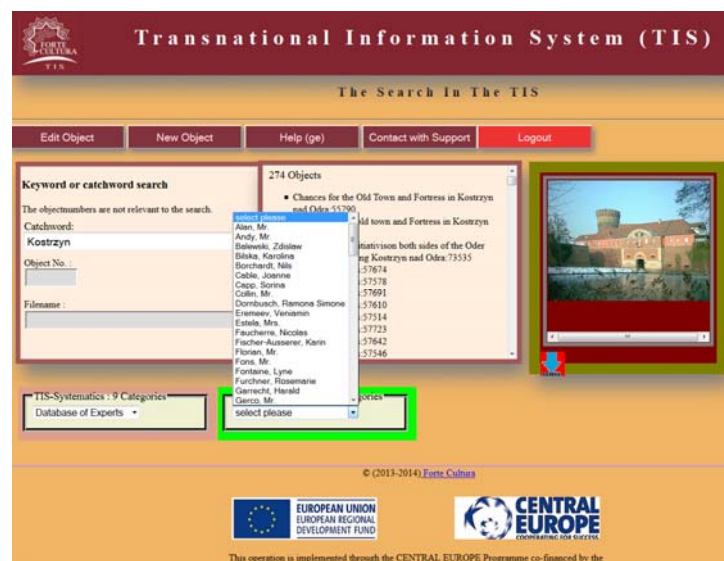
2. TIS-Entrance, free search



- Entrance to TIS

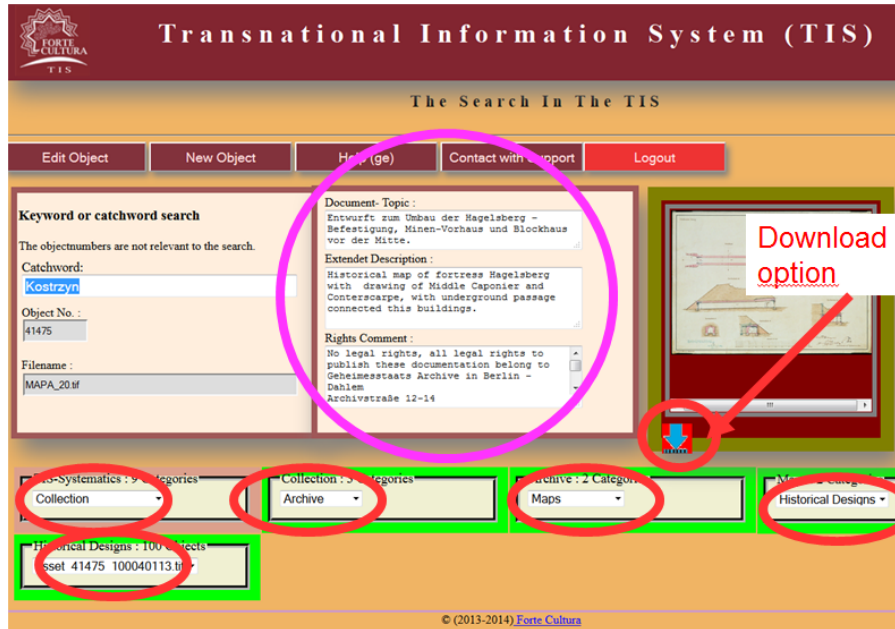
Search for a keyword – in this case “Kostrzyn” created 274 objects

3. Database of experts



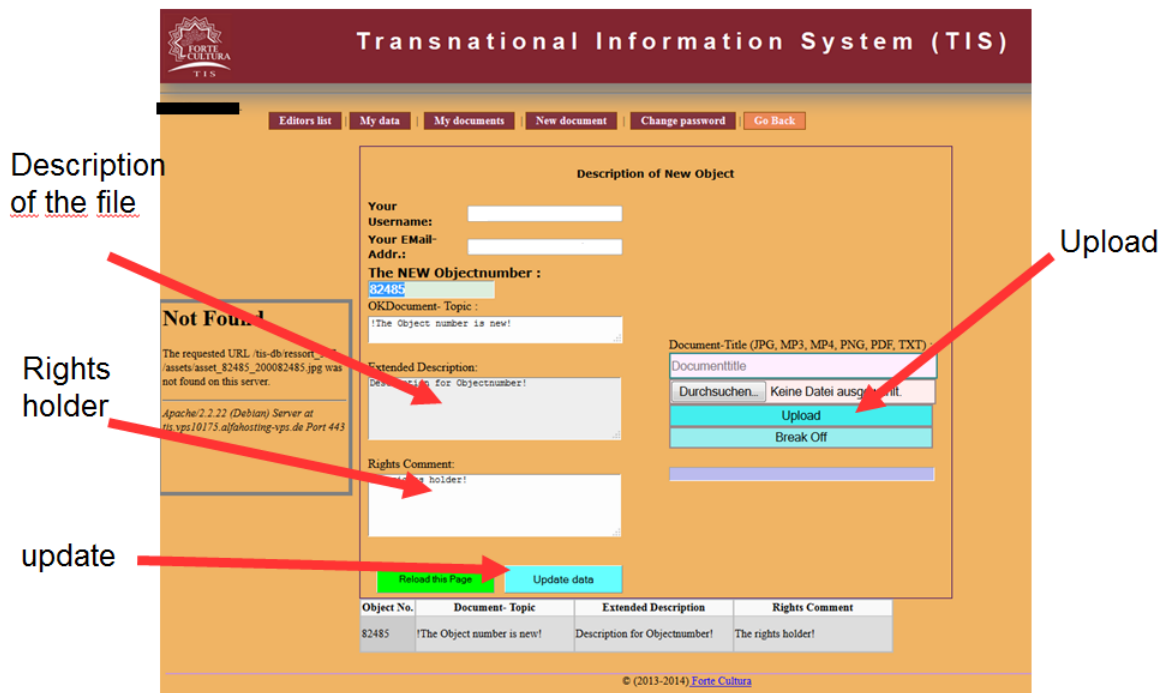
- TIS- systematic includes as well a database of known experts

4. Categories and download of data

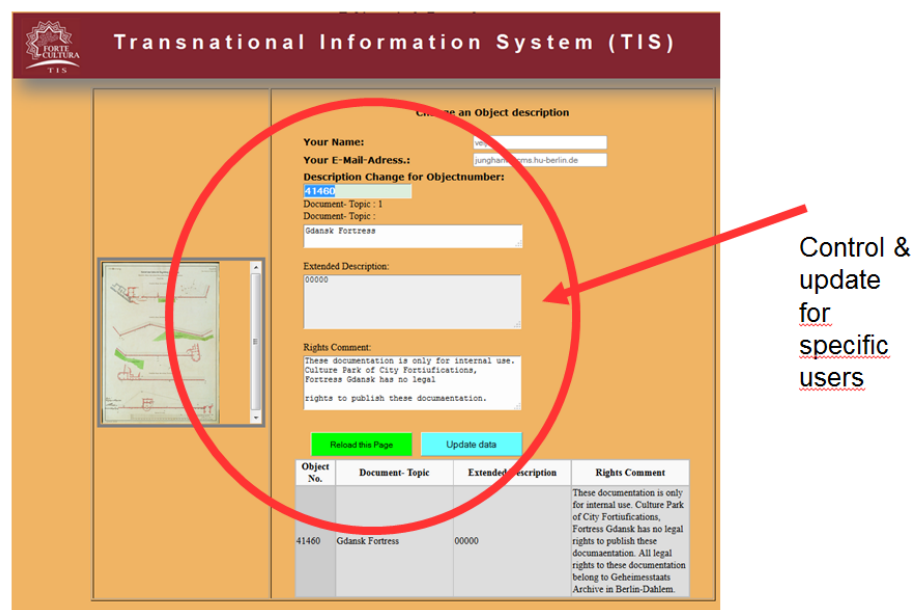


- The use of categories will end up in a certain file, which is under specific circumstance downloadable
- As well some additional data is supplemented for a specific file, as well as information about copyright holder, please respect this!!!

5. Upload possibilities

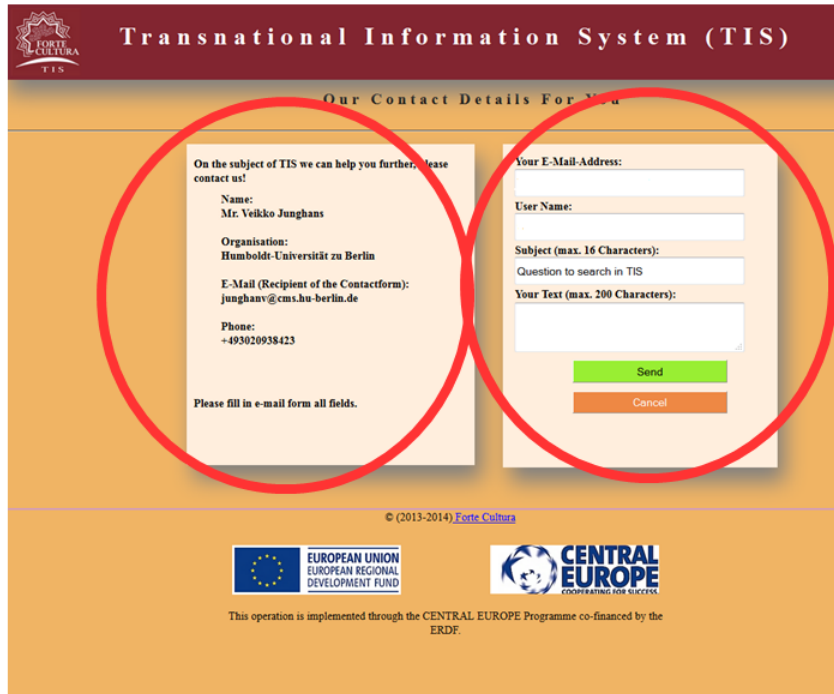


- TIS provides upload service as shown above
 - Please give as many information as possible for improvement of the search engine, including the copyright holder
6. Control and edit options for specific users



- TIS contains as well a control and edit function, for specific users, to verify data and files

7. Contact options



Transnational Information System (TIS)

Our Contact Details For You

On the subject of TIS we can help you further, please contact us!

Name:
Mr. Veikko Junghans

Organisation:
Humboldt-Universität zu Berlin

E-Mail (Recipient of the Contactform):
junghans@cms.hu-berlin.de

Phone:
+493020938423

Please fill in e-mail form all fields.

Your E-Mail-Address:

User Name:

Subject (max. 16 Characters):


Question to search in TIS


Your Text (max. 200 Characters):

Send

Cancel

© (2013-2014) Forte Cultura

 **EUROPEAN UNION**
EUROPEAN REGIONAL
DEVELOPMENT FUND

 **CENTRAL EUROPE**
COOPERATING FOR SUCCESS

This operation is implemented through the CENTRAL EUROPE Programme co-financed by the ERDF.

- Please contact the administrator in case for help